

# PreK-Kindergarten: Crazy Legs

Become a math master by counting and comparing different animal's crazy legs.

**Description:** We can explore how legs are used by animals and can count legs on animals at the Zoo to help us practice our math skills.

**Location at Zoo:** World of the Insect, Reptile House, and Cat Canyon **Materials:** Pencil, clipboard

**Activity:** Head to World of the Insect and answer the following questions through your observations

1. Do all animals have the same number of legs? (Circle one)



2. What do animals use their legs for? (Circle all that apply)



Listening



Jumping



Swimming



Drawing



Climbing



Walking



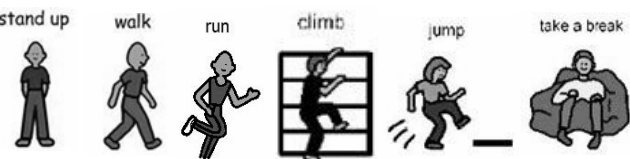



3. Below are animals who have different legs. Count how many legs each animal has and draw a line to the correct number to match it.



0  
2  
4  
6  
8

**Activity: Go to World of the Insect, Reptile House, and Cat Canyon to complete the table below**

4. Find animals with 0, 2, 4, 6, and 8 legs. Then, draw a picture and circle how the animal is using their legs or body by looking at the pictures below. Discuss what you found with a partner. Did you draw the same animals? Were the animals using their legs the same way?

Draw a picture of the animal	Number of crazy legs	How is that animal using their legs? Circle below!
<b>EXAMPLE</b> 	<b>EXAMPLE</b> 0	<b>EXAMPLE</b> stand up    walk    run <u>climb</u> jump    take a break 
	0	stand up    walk    run    climb    jump    take a break 
	2	stand up    walk    run    climb    jump    take a break 
	4	stand up    walk    run    climb    jump    take a break 
	6	stand up    walk    run    climb    jump    take a break 
	8	stand up    walk    run    climb    jump    take a break 