



# WELCOME



## After Hours Program Information Packet

Overnight Safari: Sleeping with the Manatees

Questions? Call us at [513-559-7730](tel:513-559-7730) or email [education@cincinnati-zoo.org](mailto:education@cincinnati-zoo.org).

To reach a coordinator after 5:00pm the evening of your program, please call [513-236-0156](tel:513-236-0156).

\*Note, please make sure all participants eat dinner before the start of the program.

And please note that we cannot accommodate any late arrivals after 7:30pm, or early dismissals before 7:45am in the morning (we are sleeping in the Manatee building across the zoo and won't have anyone available to escort anyone across the Zoo at those times). So we recommend that if anyone needs to leave early in the morning before 7:45am, please plan to leave the night before at the end of the program.



## Packet Information

Please forward and share this packet with any adult that is attending the overnight. Chaperones, teachers, parents, guardians can all benefit from this information.

This packet includes information about:

- Page 2: Packing Checklist (What to bring)
- Page 3: General Itinerary
- Page 4: Directions to Education Parking Lot
- Page 5-6: General Guidelines & Policies
- Page 7: Map to Gate 1: Education Center Parking Lot
- Page 8-9: Overnight Adventure Merchandise Information

See any FAQs on our website at <https://cincinnati-zoo.org/afterhoursguide/>

## Packing Checklist:

**Please note: no showers available.**

**Outlets are located in each sleeping space.**

### **REQUIRED Items for ALL overnight programs:**

- ✓ Closed-toed shoes (boots, sneakers)
- ✓ No flip flops/sandals (this is a rule for our special behind-the-scenes moment)
- ✓ Weather appropriate clothing, including coats/hats/gloves, raincoats, umbrella, poncho or any other outerwear to be comfortable throughout the night.
- ✓ Sleeping bags/blankets/pillow
- ✓ Toothbrush, Toothpaste
- ✓ Refillable Water Bottle
- ✓ Change of clothes for next day
- ✓ Pajamas
- ✓ Snack (see snack info to the right)

### **Optional Items**

- Air mattresses are allowed (our overnight sleeping areas have an estimated amount of room for guests to sleep based on size, and air mattresses can throw off that estimate if they are too large. Please keep this in mind when planning your comfort and the size of your group.)
- Sleeping mats or cots are also allowed
- **Having a wagon, cart or rolling luggage is highly recommended for the walk down to Manatee Springs.**
- Money for merchandise if wanted.

### **Other Personal Items**

- Deodorant
- Contacts/glasses & contact solution
- Brush/comb
- Face wash/Washcloth
- Bug spray/Sunscreen
- Phone charger or charging pack. Outlets are located in each sleeping space.

### **Snacks**

- This program has a set snack time during the night. You are encouraged to bring an easy-to-eat, snack to have during this time. Please note that no coolers or refrigerators are provided, so easy-to-pack, shelf-stable foods are best.

**\* Please note that food cannot be delivered to the Zoo. All items must be brought in with you.**

### **Please Do Not Bring:**

- Tobacco/E-Cigarettes/Vapes, Alcohol, Weapons or Firearms regardless of if the individual has a conceal/carry permit.
- Toy weapons, balloons or balls.
- Shoes with "heelys" or skates.

### **Reminders:**

- The Cincinnati Zoo & Botanical Garden is a smoke-free environment. So, there is no smoking permitted anywhere in the zoo.
- The Zoo has a Zero Tolerance Bullying Policy. Guests must be kind to Zoo staff, no foul/hurtful/discriminatory language, and no violence against our staff or fellow guests, plants, and animals allowed.

**\*The Cincinnati Zoo & Botanical Garden is not responsible for lost/stolen items**



# ITINERARY



## General Itinerary

### Arrival 6:45–7:00pm

- Arrive and park at Education’s private lot at Gate 1, Erkenbrecher Ave ([map link](#))
- If the gate arm is down and a staff member is not outside, please use the callbox at the gate arm to call for assistance. Before 6:30pm we are working hard to get the night together for your program and may not be able to answer. Please be patient with us and we will be there as soon as possible to welcome your group!
- Get checked in, and bring in overnight items. If you are running late, please contact us at (513)-236-0156. We cannot accommodate late arrivals after 7:30pm.

### Program 7:00–10:30pm

- Take night hikes, participate in fun, educational activities, get behind-the-scenes sneak peeks, and meet some of our animal ambassadors up close and personal!
- There is a designated snack time in the evening. Snack is not provided for programs, so coordinate snacks for you and/or your group and come prepared.
- During snack time, groups can purchase Overnight Adventure specific shirts, patches and other various overnight items using cash or a credit/debit card. Merchandise can sometimes be limited.

### Bedtime 10:30pm get ready for bed, and 11pm lights out!

- Get ready for bed, get sleeping area ready, drift off to sleep. Bathrooms are available and close to all sleeping areas in the building. Showers are not available.
- Please be respectful of others who are resting, which includes the animals around you.
- Everyone must stay quiet and mindful during this time so as not to disturb other guests.

### Wake-Up and Breakfast 7:00–8:30am

- Staff will wake you up between 6:45–7am. Get ready for the day, pack up personal items, and walk back to the Education Center for breakfast.
- Breakfast includes variety of cereal, granola bars, yogurt, fruit, juice, and coffee.

### Animal Program 8:30–9:00am

- Enjoy a fun and informative morning activity with our Animal Care Staff.

### Explore the Zoo 9:00am–close

- Once the program has ended, you are welcome to explore the Zoo as you wish. Admission to the Zoo (for the following day only) is included in your program fee.
- Those who choose to stay at the Zoo will need to move vehicles from the Education lot to another of our main lots. A supervisor will hand out parking passes to those moving vehicles and show you where you can park.



# DIRECTIONS



## Arrival

Please enter this into your GPS to get to the **Education Parking Lot:**


52 Erkenbrecher Ave  
Cincinnati, Ohio 45220

Do **NOT** enter Cincinnati Zoo into the GPS because that will take you to one of the main parking lots, and that is not the correct place.

Participants should arrive 15-minutes prior to program start time. If you are running late, please contact us at (513)-236-0156. We cannot accommodate arrivals after 7:30pm.

You will park/enter the Zoo through **Gate 1: Zoo Education Program Parking Only**. This is a private lot separate from the main Zoo parking lots. It often has a sign that says, "Education Program Parking Only" on an A-frame sign. This lot is located on the corner of Erkenbrecher Avenue and Dury Avenue. Please see the map at the end of this packet for directions to this lot.

When you pull in, you will see a big gate arm and a small black box on the left side of the driveway. Pull up to that black box. Enter the code that was emailed to the Main Contact to your group. They should provide this for you in advance. Enter that code, and press the pound sign, and park anywhere in the lot.



\*Please note that the doors to the Education Center will remain locked until 6:45pm to allow time for the Overnight Staff to prepare for your program. So if you arrive early, please wait in your car until that time.

## Late Arrivals & Early Departures

Participants should arrive 15-minutes prior to program start time. If you are running late, please contact us at (513)-236-0156. We cannot accommodate arrivals after 7:30pm.

Participants must be accompanied by a staff member at all times, and so our Overnight Safari Program participants can depart no earlier than 7:45am. The Manatee Building is located about a 10-minute hike away from the car parking lot and participants must be accompanied by staff while in the Zoo.

### **Evening of Program:**

- Depart at the end of the evening program at approximately 10:30 or 10:45pm. Guests must be escorted by a staff member as they leave, so please let us know if you plan to leave at the end of the program instead of spending the night.

## Behavior and Damages

The Zoo reserves the right to end a program and require participants to leave for unruly or dangerous behavior. Guests will be billed for damages to Zoo property. Having chaperones who are attentive and ready to help with behavior issues throughout the evening is wonderful. We absolutely appreciate the chaperones!

## Alcohol, Drugs and Firearms

Outside alcohol, drugs and firearms (regardless of if the individual has a conceal/carry permit) are not permitted on grounds at any time. This is a non-smoking facility; no one will be permitted to smoke/vape on Zoo grounds.

## General Program Policies

Our experienced staff will explain and enforce rules during the program with help from you and the chaperones!



### **RESPECT THE ANIMALS AND PLANTS.**

- Please respect the rocks, rails & roots! Always stay on the walkways in the Zoo, behind barriers, off fences and rocks, and out of plant areas.
- For the animals' well-being, please do not tap on the habitats' glass or throw things into habitats. Always respect the animals and their space, especially when they are getting their rest at night.
- Please respect Zoo facilities and leave each space as you found it.
- While the Zoo is closed, all guests (including adults) are permitted on Zoo grounds ONLY with an accompanying Zoo employee.
- Please set your cell phone to silent or vibrate and avoid using it unless there is an emergency. You can use your phones for pictures but are encouraged to experience the moment without viewing it through a screen.
- If anyone gets sick in the middle of the program, they will be asked to leave. This is best for everyone involved to maintain a great experience and keep everyone safe and healthy.
- Bicycles, skates, Heelys, hoverboards, skateboards, roller blades and scooters are not permitted on Zoo grounds. As well as toy weapons, balloons and balls.
- Guests must be kind to Zoo staff, no foul/hurtful/discriminatory language, and no violence against our staff or fellow guests, plants, and animals allowed. You may be asked to leave if anyone in your group breaks this rule.

## Media Release Agreement

By participating in a Cincinnati Zoo & Botanical Garden program, all participants grant the Zoo permission to use and publish photographs, video, or audio, written statements and/or verbal interviews from participants. The Zoo is allowed all rights, title, and interest in the finished work and may transfer or broadcast the same to any individual, business, TV, radio station, or print media.

The Zoo thanks you in advance for your cooperation and for helping make your overnight program a memorable and educational experience!

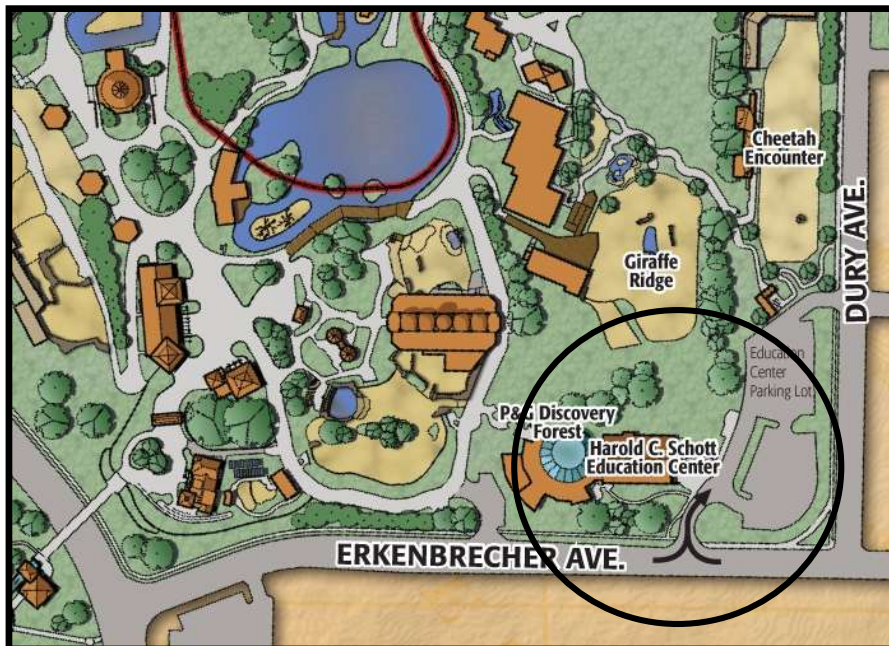


# DIRECTIONS



**Please Enter this in the GPS to get to the Harold C Schott Education Parking Lot:**

52 Erkenbrecher Ave  
Cincinnati, Ohio 45220



**FROM I-75 NORTH:**

Take I-75 North to the Mitchell Ave. Exit (Exit 6).  
Turn right onto Mitchell Ave.  
\*Follow Mitchell Ave. to Vine St.  
Turn right on Vine St. at the light. (Walgreens is on the right.)  
Follow Vine St. for approximately 1.4 miles.  
Turn left onto Erkenbrecher Ave. at the light.  
Turn left into the Education Lot/Gate 1 (½ block down on left).

**FROM I-75 SOUTH:**

Take I-75 South to the Mitchell Ave. Exit (Exit 6).  
Turn left onto Mitchell Ave.  
Follow directions above from \*Mitchell Ave.

**FROM I-74:**

Take I-74 East to I-75 North and follow directions for "From I-75 North".

**FROM I-71 NORTH:**

Take I-71 North to the Martin Luther King Jr. Dr. Exit (Exit 3).  
\*\*Turn right onto Martin Luther King Jr. Dr. and follow for approximately 1.2 miles.  
Turn right onto Vine St. and follow for approximately ¾ mile.  
Turn right onto Erkenbrecher Avenue at the light.  
Turn left into the Education Lot/Gate 1 (½ block down on left).

**FROM I-71 SOUTH:**

Take I-71 South to the Martin Luther King Jr. Dr. Exit (Exit 3B).  
Follow directions above from \*\*.

## Overnight Adventure Merchandise:

Exclusive items only for folks who spend the night at the Zoo! These items are sold during either snack time in the evening, or breakfast time in the morning. We do our best to keep items in stock, but cannot promise sizing or availability.

- We accept credit cards or cash (\$20 bills or lower).
- We unfortunately cannot ship items.

### Overnight T-shirts (both designs glow in the dark!): \$25

Sizes Youth Medium – Adult 3XL



**Round 2.5inch Patches: \$5**

**Pop-It Keychains: \$5**




## Maasai Beadwork:

During a few of the programs here at the zoo, we talk about the amazing beadwork created by the SORALO's Women's Groups. When you purchase beads, you are contributing to a healthy community of people and wildlife. SORALO, a Zoo partner for almost 20 years, builds thriving landscapes for pastoralists and wildlife in Kenya. Maasai women in these communities craft beadwork as a celebration of their culture. Proceeds of bead sales are reinvested by the women into community needs such as school support, public health programs, and wildlife coexistence work and research.

Learn more about this initiative here:

<https://youtu.be/290rOTIKK0k>

<https://soralo.org/>



## Pricing:

Single Bracelet: \$5

Set of 3 Bracelets: \$14

Set of 5 Bracelets: \$20

Single Necklace: \$8

Set of 2 Necklaces: \$15

Set of 3 Necklaces: \$25